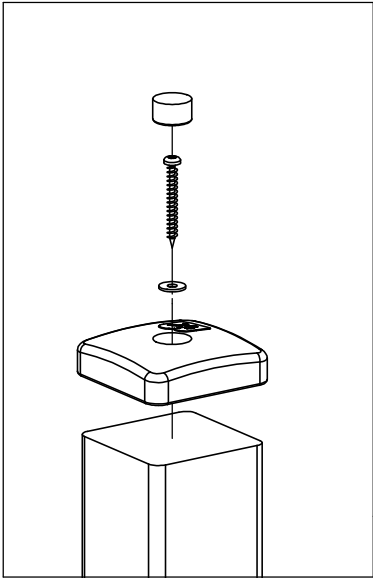


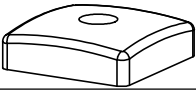



INST_Q800_29



Nr	Σ	Element		
1	1		-	S6x60
10	1		DIN 9021	6x18
179	1		-	Z_ECO_1
180	1		-	K_ECO_1

