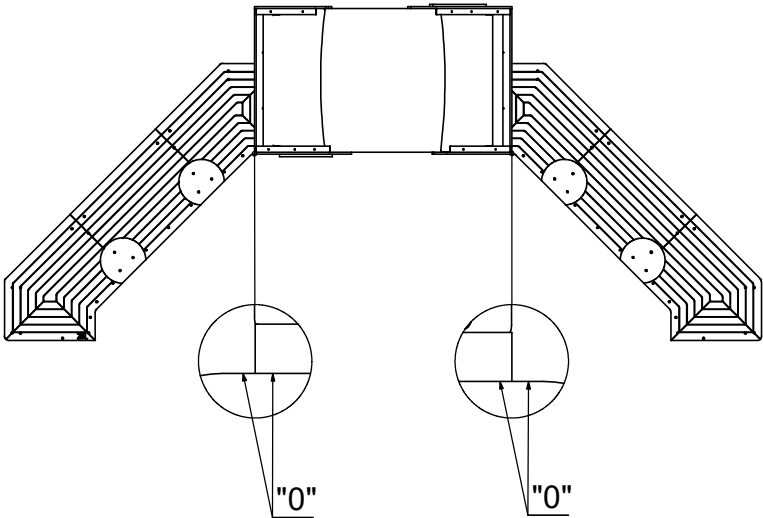









INST_7043_2d



| Nr | Σ | Element | | |
|-----|---|---|----------|--------------------|
| 9 | 4 |  | ISO 7380 | M6x25 |
| 10 | 8 |  | DIN 9021 | 6x18 |
| 11 | 8 |  | DIN 1587 | M6 |
| 22 | 4 |  | DIN 125 | 6x12 |
| 29 | 4 |  | - | K_5_A2_g2_ G_v2 |
| 58 | 1 |  | LOCTITE | - |
| 132 | 4 |  | DIN 7991 | M6x25 |

