






INST_71_19

Nr	Σ	Element		
10	6		DIN 9021	6x18
16	6		-	K1_d21_B
17	6		-	Z1_d21_B
18	3		DIN 985	M6
119	3		DIN 933	M6x40

