












INST_71_37B

| Nr | Σ | Element | DIN | ELEMENT |
|-----|----|---|----------|----------------|
| 9 | 3 |  | ISO 7380 | M6x25 |
| 10 | 8 |  | DIN 9021 | 6x18 |
| 11 | 6 |  | DIN 1587 | M6 |
| 16 | 8 |  | - | K1_d21_B |
| 17 | 8 |  | - | Z1_d21_B |
| 18 | 8 |  | DIN 985 | M6 |
| 22 | 17 |  | DIN 125 | 6x12 |
| 25 | 8 |  | ISO 7380 | M6x35 |
| 29 | 3 |  | - | K_5_A2_g2_G_v2 |
| 58 | 1 |  | - | LOCTITE |
| 124 | 3 |  | DIN 7991 | M6x20 |

