







INST\_76\_15

Nr	Σ	Element		
30	2		DIN 9021	8x24
31	2		DIN 985	M8 (OC)
77	2		-	K3_d30_A89_G
78	2		-	Z3_d30_G
113	2		ISO 7380	M8x110
311	2		DIN 137A	8x24

