






INST_76_04

Nr	Σ	Element		
4	4		DIN 125	10x20
5	2		DIN 985	M10
8	2		DIN 931	M10x110
77	4		-	K3_d30_A89_G
78	4		-	Z3_d30_G

