

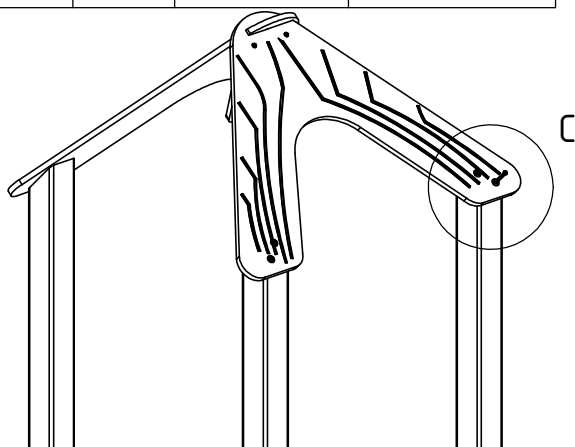
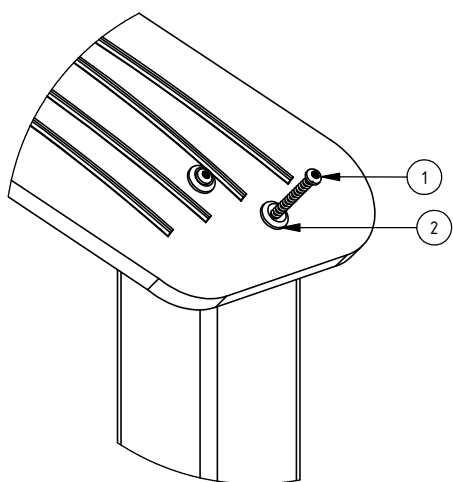




INST_80_5

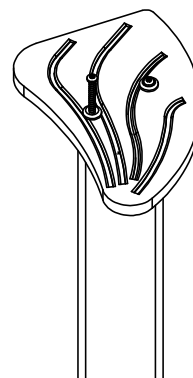
Nr:	Σ	Element:	
1	8x	S6x60	
2	8x	W6x60	




C (1 : 5)



Nr:	Σ	Element:	
1	2x	S6x60	
2	2x	W6x60	



Nr:	Σ	Element:	
1	6x	S6x60	
2	6x	W6x60	