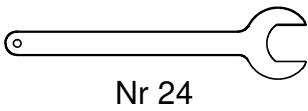






# INST\_81\_0\_29



| Nr  | Σ | Element   | DIN     | ELEMENT    |
|-----|---|---|---------|------------|
| 89  | 2 |  | DIN 934 | M16 (OC)   |
| 90  | 2 |  | DIN 125 | 16x30 (OC) |
| 164 | 1 |  | DIN 985 | M16 (OC)   |
| 229 | 1 |  | -       | Z_R_42     |

