






INST_Z_5

Nr	Σ	Element		
1	1		-	S6x60
21	1		DIN 125	8x16
77	1		-	K3_d30_A89_G
213	1		-	Z_NA_1
214	1		-	Z_NA_2

