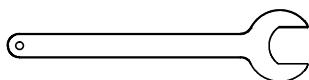






# INST\_81\_0\_49



Nr 24

1

Nr	Σ	Element		
90	2		DIN 125	16x30
164	1		DIN 985	M16
229	2		-	Z_R_42
288	1		-	S49_8100_0

